

Wyoming County Summary*

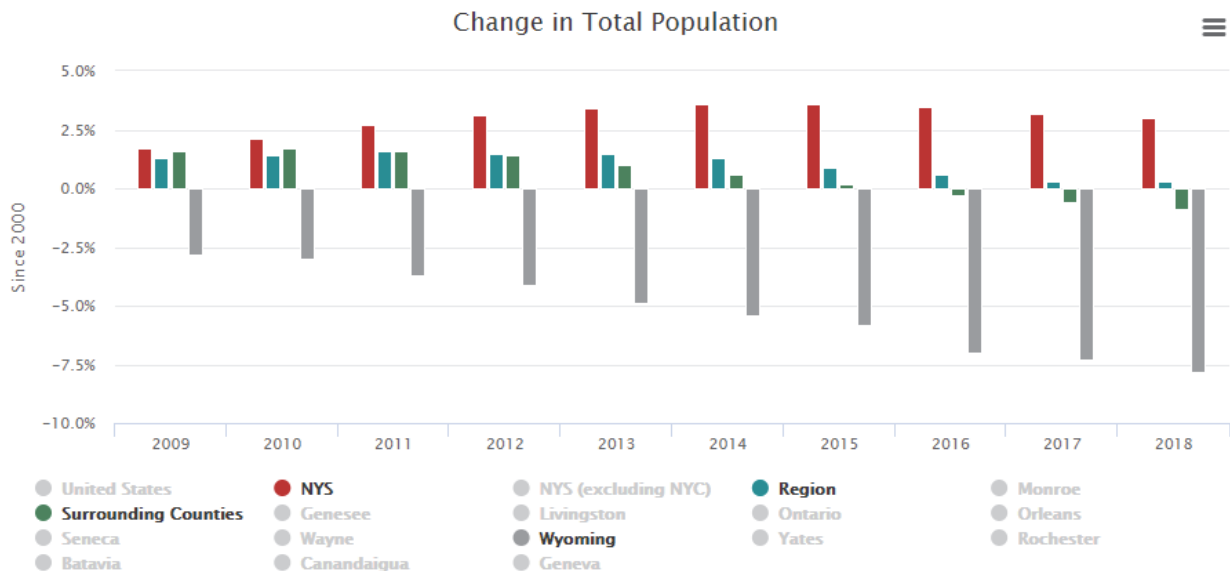
General Overview

Formed in 1841, rural Wyoming County lies in the southwest corner of the Finger Lakes Region. Wyoming is home to a large portion of the picturesque Letchworth State Park, as well as the Attica State Prison. The county has had one of the greatest declines in population since 2000, and its tourism website boasts of being home to “more cows than people.” Wyoming’s unemployment rate is a bit higher than the state, nation, and region as a whole. However, crime rates have fallen sharply since 2000, and the county’s graduation rate is the highest in the region.

Demographic Overview

Wyoming experienced the second greatest population decline in the region:

- From 2000 to 2018, Wyoming lost 7.8% of its total population. This is the second-largest decline in the region, and contrasts to population increases for the state (3%), nation (16%), and region as a whole (0.3%).
- In 2018, Wyoming was home to just over 40,000 residents, making it the third smallest county in the region. Wyoming accounted for just 3% of the region’s total population.



*Please note, the indicator information included in this summary reflects the data available at the time of its composition. Some indicator data may have since been updated on our website. Visit actrochester.org/all-indicators for updates.

Similarly to other counties in the upstate region, Wyoming has experienced substantial declines in its number of youth and young adults, as well as growth in its older population:

- The number of Wyoming residents between the ages of 60 and 84 grew by 42% from 2000 to 2014-18, in line with the increase for the region and more than the national and statewide increases. The share of adults aged 85 and older fell by 4%; the only decrease among the regional counties.
- Over the same period, the number of residents under 20 years of age fell by 21% - the second-largest decline in the region– and the number of residents aged 20 to 39 declined by 19%, much higher than the regional drop of 5%.

Wyoming’s African American population declined from 2000 to 2014-18, versus increases nationally, statewide, and for the region:

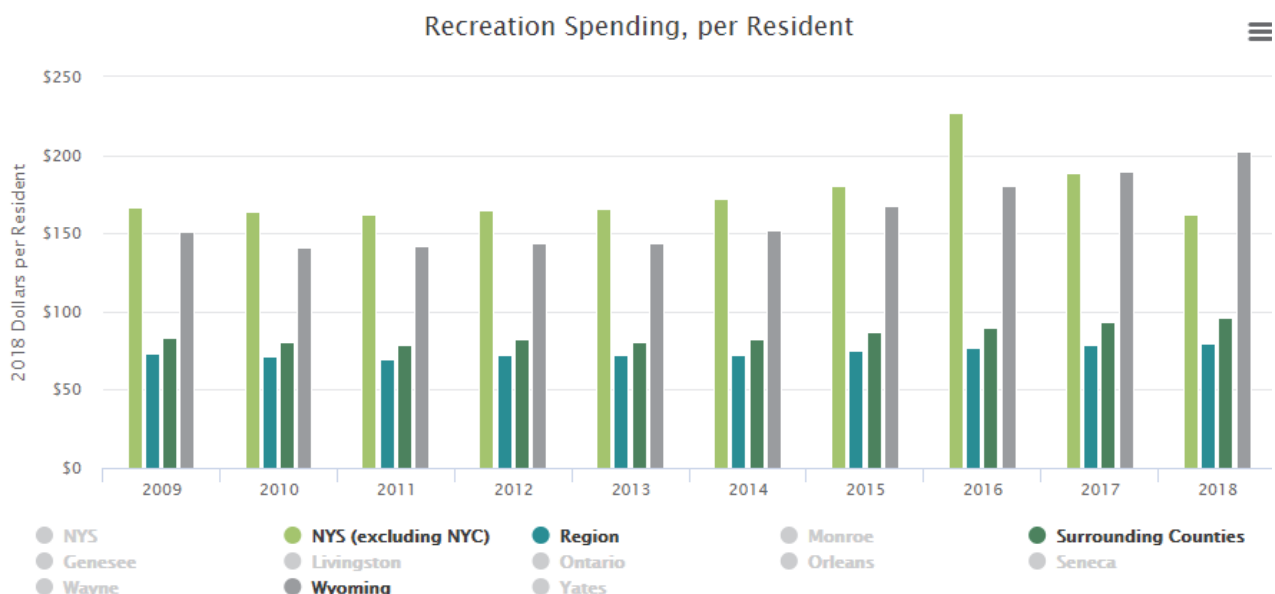
- The number of white residents declined by 7%, and the African American population declined 26%, while the Hispanic population rose by 4%.
- In 2014-18, Wyoming was 93% white, less diverse than the region as a whole (83% white), but similar to most counties surrounding Monroe.

Community Vitality

Tourism revenue per resident has increased but remains below the state (excluding NYC), and the region:

- In 2018, tourism revenue was \$1,237 per resident, compared to \$2,259 statewide excluding NYC, and \$1,419 for the region.
- Wyoming’s rate in 2018 was higher than in any year since 2005, and was 39% higher than its rate in 2005.

Recreation spending per resident in 2018 (\$202) was higher than the region (\$80), the state (excluding NYC) (\$162), and all regional counties except Genesee. Recreation spending grew by 29% from 2005 to 2018, compared to a drop of 1% for the region.



Source: NYS Empire State Development

To learn more about our cities, counties and region, visit <https://actrochester.org/>.

Wyoming County had one of the lower voter registration rates in the region:

- In 2018, 77% of voting-age adults were registered to vote, up 2 points since 2012. The registration rate in Wyoming was lower than the state (82%) and region (83%).
- The registration rate fell by 2 points from 2000, in contrast to small increases for the state (up 3 points) and region (up 1 point).

Similar to the region and state, midterm voter turnout has been decreasing in Wyoming:

- In the 2018 midterm elections, voter turnout in Wyoming was 41%, above the state (26%) but below the region (46%). Turnout was up 8 points from the 2014 midterms similar to the increase in the region.
- In the 2016 presidential election, the voter turnout rate was 54%, below the region (59%) and nation (55%) but above the state (50%).

Wyoming County’s share of registered library borrowers decreased by 51 points since 2000, and library visits have decreased:

- In 2017, 37% of residents of Wyoming’s county library system were registered borrowers, below the state (56%) and regional (61%) rates.
- The number of library visits in Wyoming (4.8 per resident) has remained fairly steady since 2008.

In 2017, residents in Wyoming County gave 1.1% of their income to charitable causes, relatively stable since 2011. Wyoming’s rate was among the lowest in the region and below the state.

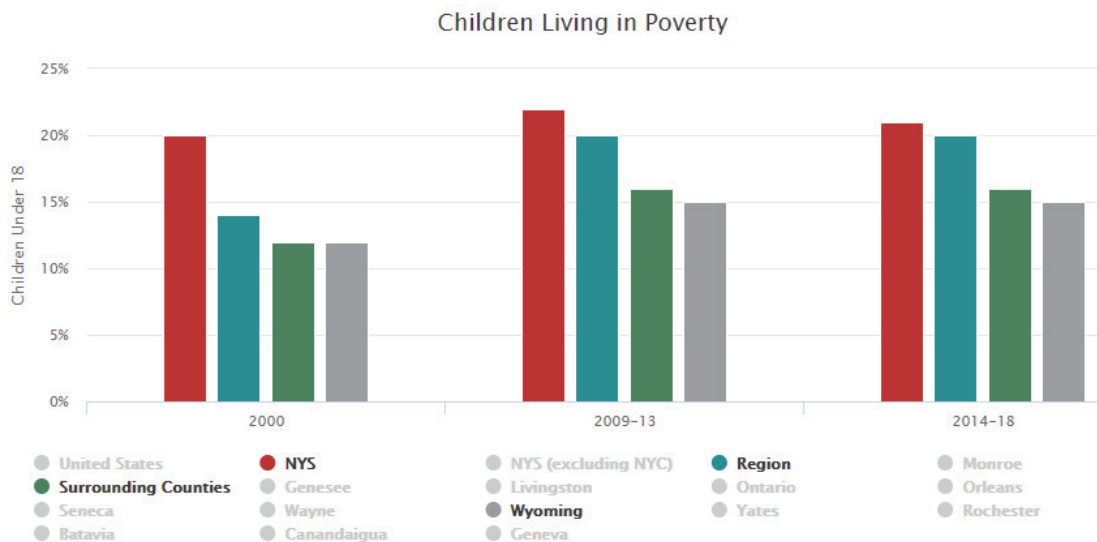
In 2014-18, Wyoming’s share of households without a vehicle was below the region.

- Wyoming’s rate of 7% was lower than the nation (9%), as well as the region and the state (excluding NYC) (both 10%).

Children and Youth

The child poverty rate in Wyoming has increased since 2000 but is below the region:

- In 2014-18, 15% of children in Wyoming lived below the poverty line, compared to 20% nationally and regionally, and 21% statewide.



Wyoming's rate of single-parent families increased from 2000:

- In 2014-18, 35% of Wyoming families were headed by a single parent, similar to the nation (34%), and below the state and region (36% and 39%, respectively).
- Since 2000, this rate grew by 11 points, a greater increase than the nation (5 points), state (3 points), and region (8 points).

In 2017, 86% of Wyoming mothers received prenatal care in the first trimester, higher than the nation (75%), state and region (both 77%). Wyoming's rate has fluctuated since 2000, with its 2017 rate dropping 4 points.

In 2017, Wyoming's rate of babies born with low birth weight (5.5%) was less than the national, statewide, and regional rates (all 8%).

The rate of child abuse and neglect has decreased since 2000. The 2018 rate of 16 per 1,000 was a decline of 20% since 2000. Wyoming's rate of abuse and neglect was lower than the region (18) and similar to the state (17).

In 2017, the rate of teen pregnancy in Wyoming was 1%, below the statewide and regional rates (both 2%). The number of teen pregnancies fell by 82% from 2000, greater than the decreases experienced by the state (66%) and the region (68%).

Wyoming had among the lowest teen birth rates in the region, and experienced a considerable decline since 2000:

- In 2017, there were 9 live births per 1,000 females 15 to 19 years old in the county, much lower than the regional (13), statewide (12), and national (19) rates.
- Teen births in Wyoming County have declined 63% since 2000.

Economy

Despite a large rebound in the unemployment rate following the Great Recession, unemployment remains above the state, nation, and region:

- In 2018, the unemployment rate in Wyoming was 4.6%, above the nation (3.9%), state and region (4.1% and 4.2% respectively).
- However, the unemployment rate fell by almost 5 points from its peak in 2010 – a greater decrease than the region.

The total number of jobs in Wyoming increased from 2017 to 2018, and there were significant changes in individual sectors:

- In 2018, the total number of jobs in Wyoming increased 1.2%, similar to the region but below the nation (2%) and state (2.3%).
- Since 2001, the Professional and Business Services sector had the largest increase, while the Manufacturing and Agriculture sectors both declined by 24% and 21%. It is important to note that the small number of overall jobs for each sector means that a large increase in the sector's employment may represent a modest increase in total jobs.

Wyoming's average salary grew at a similar pace to the state and nation, but remained relatively low:

To learn more about our cities, counties and region, visit <https://actrochester.org/>.

- Since 2000, Wyoming's average salary grew by 10%, similar to an 11% increase for the nation and the state.
- Wyoming's average salary in 2018 was \$42,930, lower than the nation (\$57,265), and state (\$72,902).

Education

Wyoming's rate of prekindergarten participation remains far below the state and region:

- In 2018, just 29% of eligible children participated in prekindergarten programs, compared to 52% for the state and 45% for the region. Wyoming's rate was the lowest in the region.
- The rate of prekindergarten participation grew by 16 points from 2008, a smaller increase than the state and region.

On most Common Core-aligned state tests in 2019, Wyoming students had mixed results, but were generally similar to, or better than, the state and region:

- 56% of Wyoming's 3rd graders passed the Math test, above the state (55%) and region (49%).
- 41% of 3rd graders passed the English test, below the region (44%) and state (52%).
- 46% of 8th graders passed English, above the region (39%) and similar to the state (48%).
- 60% of 8th graders passed Math, above the state (52%) and region (49%).
- We note that a substantial number of students did not take state exams in 2019 due to parent concerns about testing in schools. In our region in 2019, 15% of 3rd-8th graders in the region opted not to take the English exams and 16% opted not to take the Math exams.

Performance on the Regents tests was above state levels:

- In 2019, 93% of Wyoming students passed the English test and 91% passed the Common Core Algebra 1 test, compared to 84% statewide for English and 71% statewide for math. Wyoming students also outperformed the region.

Wyoming's four-year high school graduation rate in 2019 was 90%, higher than for the state (83%) and region (86%), and all other regional counties.

Less adults attended college in Wyoming than their peers in the country, state and region:

- In 2014-18, 49% of residents over 25 had attended at least some college, lower than for the region (62%), state and nation (60% and 61% respectively). This rate was lowest among all regional counties, except Orleans (48%).
- High school graduates made up 41% of the adult population, more than in the nation (27%), state (26%), and region (28%).

Spending per student by school districts in Wyoming is increasing:

- In 2018, districts spent on average \$21,698 per student, below the state (excluding NYC, \$24,553) and slightly below the region (\$22,703).
- Per student spending increased by 40% from 2000 to 2018, less than the increases statewide and regionally.

In 2018, Wyoming County spent \$15,038 per student on instructional expenses (spending

To learn more about our cities, counties and region, visit <https://actrochester.org/>.

directly related to a student's classroom experience), less than the region (\$16,363), and the state (\$19,637). Wyoming's instructional spending per student has increased 50% since 2000, slightly more than the region (45%), but much less than the state (60%).

Economic Security

Wyoming had the second highest median household income in the region; however, like the state, region, and nation, Wyoming's median household income has been falling:

- In 2014-18, median household income in Wyoming was \$57,914, lower than the nation (\$60,293) and state (\$65,323) and similar to the region (\$57,350). However, median income was higher in Wyoming than any regional county besides Ontario.
- From 2000 to 2014-18, median household income fell by 4%, less than the decrease for the nation (5%) and the region (12%), but higher than the state.

Wyoming's poverty rate was lower than the region, state, and nation:

- In 2014-18, 11% of Wyoming residents lived below the poverty line, compared to 14% for the region and nation and 15% statewide. Wyoming's rate was lower than every county except Ontario.
- The poverty rate rose by 3 points from 2000 to 2014-18, similar to the increase for the nation and region, but less than the state (no change).

Wyoming had among the lowest regional rate of people receiving temporary assistance:

- In 2018, just 0.7% of Wyoming residents received temporary assistance, well below the state (2.7%) and regional (2.3%) rates. Along with Yates, Wyoming's rate was the lowest of all of the regional counties.
- Wyoming's rate was virtually unchanged from 2001, compared to a decrease in the region and state.

In 2014-18, 11% of Wayne households participated in SNAP (Supplemental Nutrition Assistance Program), a rate lower than the region, state, and nation.

Health

In 2018, 5% of Wyoming County residents under 65 lacked health insurance, lower than the nation (10%) and state (6%) and on par with the region. The rate fell by 8 points from 2008 to 2018.

The mortality rate in Wyoming County is higher than the state and region:

- In 2017, there were 786 deaths per 100,000 residents, a much higher rate than the state (610) and region (700).
- The rate fell by 8% from 2000 to 2017, a smaller decrease than the state (24%) and region (14%).

Wyoming County saw a decrease in the rate of chlamydia infections since its peak in 2015 (29) with 14 per 10,000 in 2018. Wyoming's rate was the lowest of all the regional counties.

In 2018, Wyoming County reported one of the lowest rates of gonorrhea cases in the region. At 1 reported case per 10,000 residents, Wyoming's rate was much lower than the region (18

To learn more about our cities, counties and region, visit <https://actrochester.org/>.

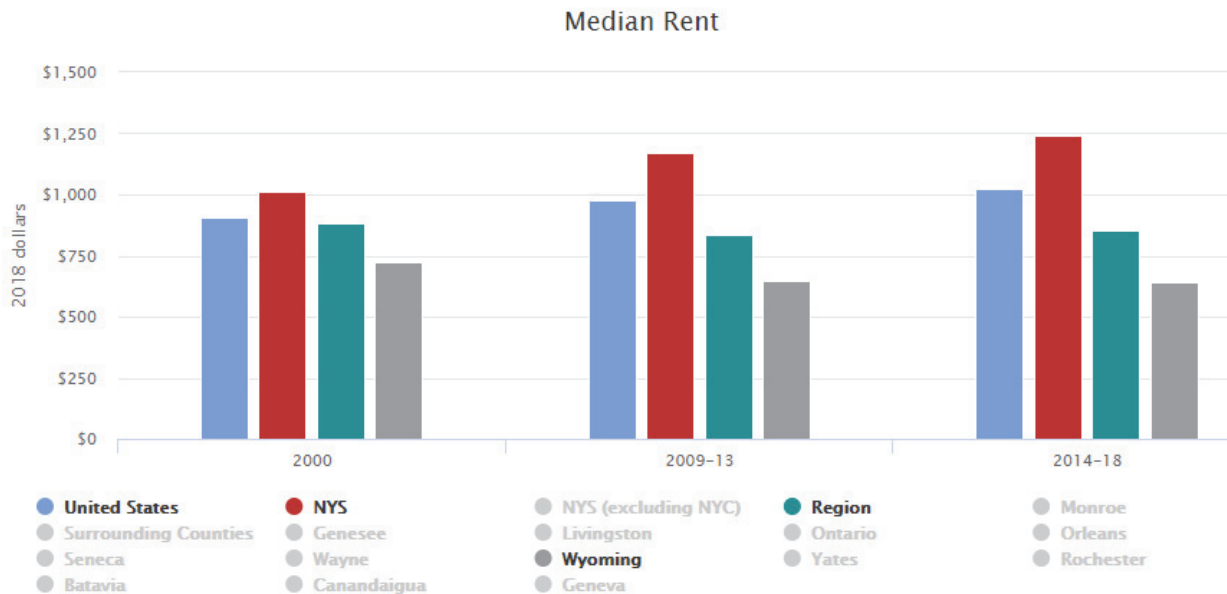
per 10,000 residents), state (19 per 10,000 residents), and relatively unchanged from 2000.

Housing

Median home values have fallen slightly and remain lower than the state, region, and nation:

- In 2014-18, the median home value in Wyoming County was \$112,200, lower than the nation (\$204,900), state (\$302,200), and region (\$135,915).
- Wyoming's median home value fell by 1% from 2000 to 2014-18, on par to the region, but contrasting national and statewide increases (22% and 36%, respectively) over that period.

Median rent in Wyoming County, at \$640 in 2014-18, was lower than nationally (\$1,023), statewide (\$1,240), and regionally (\$855). Wyoming's rent was also lower than every county in the region. Median rent fell by nearly 12% since 2000, a greater decrease than for the region (3%) and in contrast to increases for the nation (13%) and the state (22%).



Source: U.S. Census Bureau

In 2014-18, the homeownership rate in Wyoming was 76%, similar to nearby counties and above the regional (68%), state (54%) and national (64%) rates. The homeownership rate fell 1 point since 2000.

Housing in Wyoming was affordable for owners and renters:

- Wyoming's ratio of median home value to median income – a measure of housing affordability – was at 1.9 in 2014-18, lower than the state (4.6), nation (3.4), and region (2.4).
- The ratio was similar to 2000, in contrast to increases in the state (36%), nation (28%), and region (12%). A ratio of less than 2 or 3 is considered affordable.

To learn more about our cities, counties and region, visit <https://actrochester.org/>.

Rent was more affordable in Wyoming (25% of household income) in 2014-18 than in the nation (32%), state (36%), region (34%), and every other county in the region. Rent that consumes no more than 30% of household income is considered affordable.

The rate of vacant housing units was 13% in Wyoming County for 2014-18, a 1 point increase from 2000:

- Wyoming’s vacant housing rate was similar to many regional counties, but higher than the region as a whole (10%) as well as the state and nation (both also 12%).

Public Safety

Wyoming had lower crime rates, and larger drops in its crime rates, than the nation, state, and region:

- In 2018, there were 83 serious crimes per 10,000 residents in Wyoming, much lower than the nation (257), state (178), region (190), and every other regional county. Wyoming’s rate fell by 68% since 2000, the largest decrease in the region, and a greater drop than for the nation (38%), state (42%), and region (46%).
- Similarly, Wyoming’s rate of violent crime in 2018 (16 per 10,000) was lower than the state (35), nation (37), and region (24). The rate fell by 40% since 2000, a greater decrease than for the nation (27%) and in contrast to an 8% increase regionally.



Source: Federal Bureau of Investigation, New York State Division of Criminal Justice Services

Wyoming County had approximately 203 arrests per 10,000 residents in 2018. Arrests in the county saw a slight increase of 2% from 2000, and was above the region (188) and greater than the state (209).

Wyoming County had an incarceration rate of approximately 14 per 10,000 residents in 2018, the third lowest in the region after Wayne (10) and Monroe (12), and higher than the region (13) and state (12).

To learn more about our cities, counties and region, visit <https://actrochester.org/>.