

COMMUNITY REPORT CARD

Ontario County










2018

ACT Rochester's purpose is to change the culture of community problem-solving and associated decision making through the use of credible, independent and timely data. This is accomplished when people **LEARN** about key issues, **CONNECT** with others in the community, and **ACT** to promote change.




ACT Rochester provides an objective assessment of the nine-county region's performance on key indicators of well-being. The website creates a "one stop shop" for data and analysis, over 100 indicators, as well as links to more than 300 community initiatives and resources.

Our Region

GENESEE COUNTY
 LIVINGSTON COUNTY
 MONROE COUNTY
ONTARIO COUNTY
 ORLEANS COUNTY
 SENECA COUNTY
 WAYNE COUNTY
 WYOMING COUNTY
 YATES COUNTY

COMMUNITY INDICATORS	NY STATE COMPARISON	LONG TERM TREND
Arts, Culture and Leisure		↑
Children and Youth		↑
Community Engagement		↓
Economy		↓
Education		↑
Financial Self-Sufficiency		↓
Health		↑
Housing		↓
Public Safety		↑

NY State Comparison Key:

-  Worse than NYS by 10% or more
-  Up to 10% worse than NYS
-  Equal to or better than NYS

Long Term Trend Key:

- ↑ Improved by more than 1%
- ↓ Declined by 1% or more
- ↔ Unchanged